

RGBW/RGB/CCT/Dimming 4 Channel LED RF Controller

- Digital numeric display and easy key operation.
- Can set as 1 channel dimmer, 4 channel dimmer, dual color, RGB or RGBW controller.
- Match with RF 2.4G single zone or multiple zone single color, dual color and RGB/RGBW remote control optional.
- One RF controller accept up to 10 remote control.
- 4096 levels 0-100% dimming smoothly without any flash.
- When using with RGB/RGBW light, built in 10 dynamic mode, include jump or gradual change style.
- PWM frequency 1000/2000/4000/8000Hz selectable.
- Logarithmic or linear dimming curve selectable.
- Light on/off fade time 0.5s, 2s, 3s, 5s, 10s, 20s selectable.
- Over-heat / Over-load / Short circuit protection, recover automatically.

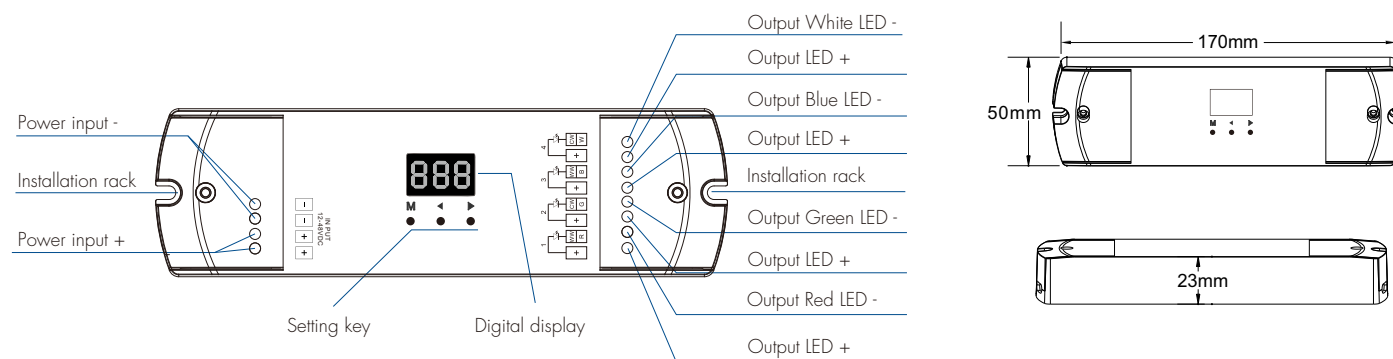


FC CE RoHS RED

Technical Parameters

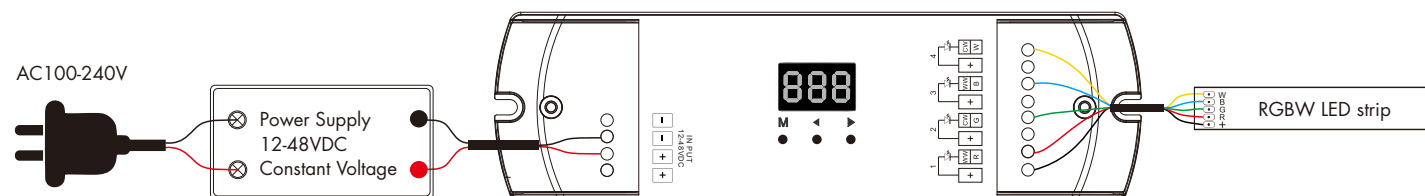
Input and Output	Dimming data	Safety and EMC
Input voltage: 12-48VDC	Input signal: Key + RF 2.4GHz	EMC standard: EN 62479:2010 ETSI EN 301 489-1 V2.2.3 ETSI EN 301 489-17 V3.2.4
Input current: 20.5A	Control distance: 30m(Barrier-free space)	Safety standard: EN 61347-1:2015+A1:2021 EN 61347-2-13:2014+A1:2017
Output voltage: 4 x (12-48)VDC	Dimming gray scale: 4096 (2 ¹²) levels	Radio Equipment: ETSI EN 300 328 V2.2.2
Output current: 4x5A@12/24V 4x4A@36/48V	Dimming range: 0-100%	Certification: CE RED
Output power: 240W@12V, 480W@24V 576W@36V, 768W@48V	Dimming curve: Logarithmic or linear	Environment
Output type: Constant voltage	PWM Frequency: 1000/2000/4000/8000Hz	Operation temperature: Ta: -30°C ~ +55°C
Warranty and Protection	Package	Case temperature (Max.): Tc: +85°C
Warranty: 5 years	Size: L175 x W54 x H27mm	IP rating: IP20
Protection: Reverse polarity, Over-heat Over-load, Short circuit	Gross weight: 0.134kg	

Mechanical Structures and Installations

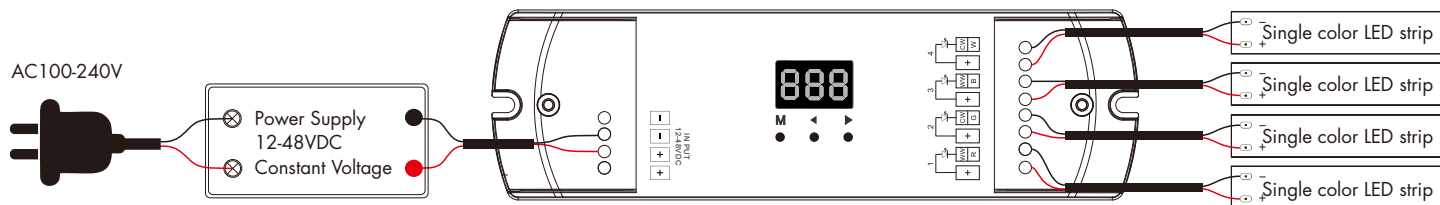


Wiring Diagram

- V4-L for RGB/RGBW



- V4-L for single color



Operation

Light type and other parameter setting

- Long press M and ◀ key for 2s, prepare for setup system parameter: light type, output PWM frequency, output brightness curve, light on/off fade time, automatic blank screen. short press M key to switch five item.
- Light type: short press ◀ or ▶ key to switch five kinds type: 1 channel dimmer("Ch1"), dual color temperature("Ch2"), RGB("Ch3"), RGBW("Ch4") and 4 channel dimmer("CH4").
- Output PWM frequency: short press ◀ or ▶ key to switch 1000Hz("F10"), 2000Hz("F20"), 4000Hz("F40") or 8000Hz("F80"). Higher PWM frequency, will cause lower output current, higher power noise, but more suitable for camera(No flickers for video).
- Output brightness curve: short press ◀ or ▶ key to switch linear curve("C-L") or logarithmic curve("C-E").
- Light on/off fade time: short press - or + key to switch 0.5s("d00"), 2s("d02"), 3s("d03"), 5s("d05"), 10s("d10") or 20s("d20") fade on/off time.
- Automatic blank screen: short press ◀ or ▶ key to switch enable ("bon") or disable("boF") automatic blank screen.
- Long press M key for 2s or timeout 10s, quit system parameter setting.

1 Channel Dimmer

- Four channel output connect four single color LED strip, realize synchronous dimming.
- Short press M key to switch coarse dimming and fine dimming.
- Coarse dimming: short press ◀ or ▶ key to adjust 10 levels brightness(b-1, b-9, b-F).
- Fine dimming: short press ◀ or ▶ key to adjust 256 levels brightness(b01~bFF).

Dual color temperature controller

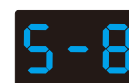
- Four channel output connect two groups dual color LED strip(WW and CW).
- Short press M key to switch color temperature or brightness adjustment.
- Press ◀ or ▶ key to setup value of each item.
- Color temperature: 2700-6500K, display "270~650", short press 11 levels, long press 256 levels.
- Brightness: 1-10 level brightness(b-1, b-9, b-F).

RGB/RGBW Controller

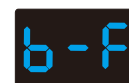
- Three/four channel output connect RGB/RGBW LED strip.
- Short press M key, switch static adjustable mode(P-H) and 10 change mode(P01~P10).
- When run static adjustable mode, can adjust three/four channel brightness respectively. Short press M key switch three/four channel dimming (100~1FF, 200~2FF, 300~3FF, 400~4FF), press ◀ or ▶ key adjust each channel brightness.
- When run 10 change mode, can adjust each mode speed and brightness, W brightness(Only RGBW). Short press M key to switch speed and brightness item. Mode speed: 1-10 level speed(S-1, S-9, S-F). Mode brightness: 1-10 level brightness(b-1, b-9, b-F). W channel brightness: 0-255 level brightness(400~4FF).



Mode
(P01~P10)



Speed
(8 level)



Brightness
(10 level, 100%)

RGB/RGBW dynamic mode list:

No.	Name	No.	Name
P01	RGB jump	P06	RGB fade in and out
P02	RGB smooth	P07	Red fade in and out
P03	ó color jump	P08	Green fade in and out
P04	ó color smooth	P09	Blue fade in and out
P05	Yellow cyan purple smooth	P10	White fade in and out

4 Channel Dimmer

- Four channel output connect four single color LED strip, realize individual dimming.
- Short press M key, switch static adjustable mode(P-H) and four dynamic mode(P-1~P-4).
- When run static adjustable mode, can adjust four channel brightness respectively.
Short press M key switch four channel dimming(100~1FF, 200~2FF, 300~3FF, 400~4FF),
press ◀ or ▶ key adjust each channel brightness.
- When run four dynamic mode, can adjust each mode speed and brightness.
Short press M key to switch speed and brightness item.
Mode speed: 1-10 level speed(S-1, S-9, S-F).
Mode brightness: 1-10 level brightness(b-1, b-9, b-F).

4 channel dimmer dynamic mode list:

No.	Name
P-1	4ch light on and off in sequence
P-2	4ch single light on in sequence
P-3	4ch light fadein and fadeout synchronously
P-4	4ch light fadein and fadeout in sequence

Turn on/off light

- Long press M key 2s, turn off light, display "OFF".
- When in OFF state, short press M key, turn on light.

Match RF Remote

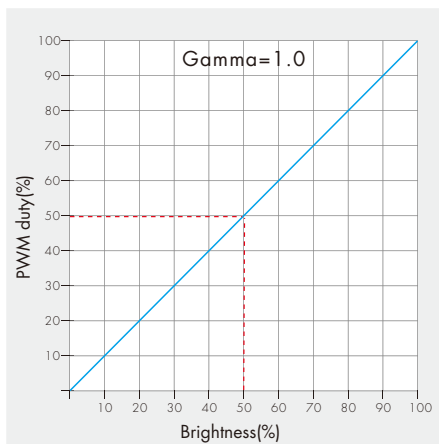
- Match: Long press M and ▶ key for 2s, display "RLS",
within 5s, press on/off key or zone key of the remote, display "RLO", match is successful,
- Delete: Long press M and ▶ key for 5s, until display "RLE", delete all matched remote.
- Match operation will not change controller's light type automatically, you must set light type via key operation,
make sure the light type of the remote and controller is same.

Restore factory default parameter

- Long press ◀ and ▶ key for 2s, restore factory default parameter, display "RES".
- Factory default parameter: without matched remote, RGBW type, 2000Hz PWM frequency output, logarithmic brightness curve, 0.5s light on/off fade time,
RGB mode number is 1, disable automatic blank screen.

Dimming Curve

Linear dimming curve



Logarithmic dimming curve

